


Administering SILEO[®]

(dexmedetomidine oromucosal gel)



Wear Gloves

Wear impermeable disposable gloves when handling SILEO and handling the oral syringe.



Hold Plunger

Hold the oral syringe so that you can see the dot markings on the oral syringe plunger.




Unlock

Hold the plunger with your left hand and unlock the green ring-stop by turning it toward you until it is able to slide freely.



Move Ring

Move the ring-stop to the opposite end of the plunger.



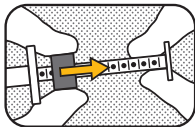
Lock

Hold the plunger with your right hand and lock the ring-stop by turning it away from you.



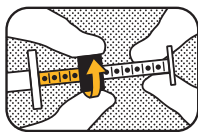
Unlock

Hold the plunger with your right hand and unlock the ring-stop by turning it toward you. **Do not pull the plunger!**



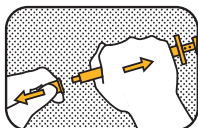
Move Ring

Move the ring-stop toward the other end of the plunger for choosing the correct dose based on your veterinarian's prescription.



Set Dose and Lock

Position the ring-stop so that the side nearest the barrel is in line with the graduation mark (black line) and the required number of dots shows between the ring-stop and the barrel. Lock the ring-stop by turning it away from you. **Before dosing, make sure that the ring-stop is locked.**



Pull Cap (Tight)

Pull the cap strongly while holding the barrel. **Note:** The cap is very tight (pull, do not twist). Save the cap for replacement.



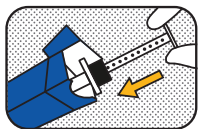
Dose Into Cheek

Place the oral syringe tip between the dog's cheek and gum and press the plunger until the ring-stop causes the plunger to stop.



IMPORTANT

The gel should not be swallowed. If the gel is swallowed, it may not be effective. Feeding and giving treats within 15 minutes after administration should be avoided.



Back to Package

Re-cap the oral syringe and return it to the outer package as the product is sensitive to light. Make sure that the carton is closed properly.

Keep the package out of sight and reach of children at all times. Remove and discard gloves. Use or discard syringe contents within 2 weeks after opening the syringe. To discard the product, please return your carton with the syringe back to your veterinarian.

Sileo®*(dexmedetomidine oromucosal gel)**Each mL of SILEO contains 0.09 mg dexmedetomidine**(equivalent to 0.1 mg dexmedetomidine hydrochloride).*

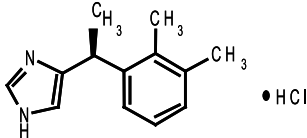
For oromucosal use in dogs only. Not intended for ingestion.

CAUTION:

Federal law (USA) restricts this drug to use by or on the order of a licensed veterinarian.

DESCRIPTION:

SILEO (dexmedetomidine oromucosal gel) is a synthetic alpha-2 adrenoceptor agonist. Each ml of SILEO contains 0.09 mg dexmedetomidine (equivalent to 0.1 mg dexmedetomidine hydrochloride). The chemical name is (+)-4-[1-(2,3-dimethylphenyl) ethyl]-1H-imidazole monohydrochloride. It is a white, or almost white, crystalline, water soluble substance having a molecular weight of 236.7. The molecular formula is C₁₃H₁₆N₂HCl and the structural formula is:

**INDICATIONS:** SILEO is indicated for the treatment of noise aversion in dogs.**DOSAGE AND ADMINISTRATION:**

SILEO is administered onto the oral mucosa between the dog's cheek and gum at the dose of 125 mcg/m². The gel is absorbed through the oral mucosa and therefore **it should NOT be swallowed**. If the gel is swallowed, the product may not be effective. If the gel is swallowed, do not repeat the dose for at least two hours.

The following table provides the acceptable dosage for each weight range. Each dot (•) represents 0.25 mL of SILEO.

Each ml contains the equivalent to 0.1mg dexmedetomidine hydrochloride.

Table 1. Dosage by body weight

Bodyweight (lb)	Number of dots
4.4-12.1	1 •
12.2-26.5	2 ••
26.6-44.0	3 •••
44.1-63.9	4 ••••
64.0-86.0	5 •••••
86.1-110.2	6 ••••••
110.3-137.8	7 •••••••
137.9-166.4	8 ••••••••
166.5-196.2	9 •••••••••
196.3-220.5	10 ••••••••••

If the dose is more than 6 dots, divide the dose between both sides of the mouth.

Detailed instructions for use and correct administration of the product can be found in the Client Information Sheet on the reverse of this leaflet. Always provide client information sheet with prescription.

The first dose of SILEO should be administered approximately 30-60 minutes before the fear and/or anxiety-eliciting noise stimulus, immediately after the dog shows first signs of anxiety or fear related to noise, or when the owner detects a typical noise stimulus (e.g. sound of fireworks) eliciting anxiety or fear in the dog. Typical signs of anxiety and fear associated with noise aversion are panting, trembling, pacing, seeking people, trying to hide, trying to escape, freezing behavior, refusing to eat food or treats, inappropriate urination or defecation, and salivation.

Administering SILEO without use of the SILEO syringe will result in incorrect dosing, which may result in lack of efficacy or overdose.

Dosing should be performed by an adult. Impermeable disposable gloves should be worn when administering SILEO and when handling the SILEO syringe.

If noise lasts longer than 2-3 hours and the dog's signs of fear and/or anxiety reappear, another dose may need to be given. To avoid overdosing, there should always be at least two hours' pause between dosages. **No more than 5 doses can be given during one noise event.**

A partially used syringe can be used again within 2 weeks after initial opening, if there is enough gel for a complete dose for the dog. To minimize the risk of incorrect dosing, a partially used syringe that does not have enough gel for a complete dose should not be used.

Any unused product or waste material should be disposed of according to local law and Federal prescription drug disposal guidelines.

CONTRAINDICATIONS:

Do not use SILEO in dogs with severe cardiovascular, respiratory, liver or kidney disease, or in conditions of shock, severe debilitation, or stress due to extreme heat, cold or fatigue. Do not use in dogs with hypersensitivity to dexmedetomidine or to any of the excipients.

WARNINGS:**Human Safety: Not for human use. Keep out of reach of children.**

Avoid administering the product if pregnant, as exposure may induce uterine contractions and/or decrease fetal blood pressure.

Appropriate precautions should be taken while handling and using filled syringes. **Impermeable disposable gloves should be worn when handling the syringe, administering SILEO, or when coming in contact with the dog's mouth after application.**

If skin is damaged, dexmedetomidine can be absorbed into the body. In case of skin contact, wash with soap and water. Remove contaminated clothing.

SILEO can be absorbed following direct exposure to skin, eyes, or mouth. In case of accidental eye exposure, flush with water for 15 minutes. If wearing contact lenses, eyes should be rinsed first, then remove contact lenses and continue rinsing, then seek medical advice immediately.

Accidental exposure may cause sedation and changes in blood pressure. In case of accidental exposure, seek medical attention immediately. Exposure to the product may induce a local or systemic allergic reaction in sensitized individuals.

Note to physician: This product contains an alpha-2 adrenoceptor agonist.

The safety data sheet (SDS) contains more detailed occupational safety information. To report adverse reactions in users or to obtain a copy of the SDS for this product call 1-888-963-8471.

Animal Safety: SILEO should not be administered in the presence of pre-existing hypotension, hypoxia, or bradycardia. Sensitive dogs may experience a drop in body temperature and heart rate, and may appear sedated. These dogs should be kept warm and not offered food or water until SILEO's effects have worn off (usually within a few hours). Do not use in dogs sedated from previous dosing.

PRECAUTIONS:

SILEO is not meant to be swallowed. Instead, it must be placed onto the mucosa between the dog's cheek and gum. If SILEO is swallowed, the product may not be effective. If SILEO is swallowed, do not repeat the dose for at least two hours. Feeding and giving treats within 15 minutes after administration should be avoided.

The use of other central nervous system depressants may potentiate the effects of SILEO.

As with all alpha-2 adrenoceptor agonists, the potential for isolated cases of hypersensitivity, including paradoxical response (excitation), exists.

SILEO has not been evaluated in dogs younger than 16 weeks of age or in dogs with dental or gingival diseases that could have an effect on SILEO's absorption. SILEO has not been evaluated for aversion behaviors to thunderstorms.

The safety and effectiveness of SILEO in breeding, pregnant, and lactating dogs has not been evaluated. Administration to pregnant dogs may induce uterine contractions and/or decrease fetal blood pressure.

ADVERSE REACTIONS:

In a well-controlled European field study, which included a total of 182 dogs ranging from 2 to 17 years of age and representing both mixed and pure breed dogs (89 treated with dexmedetomidine oromucosal gel and 93 treated with control), no serious adverse reactions were attributed to administration of dexmedetomidine oromucosal gel.

Table 2 shows the number of dogs displaying adverse reactions (some dogs experienced more than one adverse reaction).

Table 2. Adverse Reactions - Number (%) of dogs

Adverse Reaction	Control N = 93	Dexmedetomidine 125 mcg/m ² N = 89
Emesis	1 (1.1)	4 (4.5)
Gastroenteritis	0	1 (1.1)
Periorbital edema	0	1 (1.1)
Drowsiness	0	1 (1.1)
Sedation	0	1 (1.1)

Pale mucous membranes were frequently seen in dogs treated with dexmedetomidine oromucosal gel. In most cases, the effect was transient and no adverse reactions due to mucosal irritation were reported.

In a second well-controlled European field study which included a total of 36 dogs ranging from 2 to 17 years of age and representing both mixed and pure breed dogs (12 treated with dexmedetomidine oromucosal gel at 125 mcg/m², 12 treated with dexmedetomidine oromucosal gel at 250 mcg/m², and 12 treated with a vehicle control), no serious adverse reactions were attributed to administration of dexmedetomidine oromucosal gel. Table 3 shows the number of dogs displaying adverse reactions (some dogs experienced more than one adverse reaction).

Table 3. Adverse Reactions - Number (%) of dogs

Adverse Reaction	Control N = 12	Dexmedetomidine 125 mcg/m ² N = 12	Dexmedetomidine 250 mcg/m ² N = 12
Sedation	0	2 (16.7)	4 (33.3)
Lack of effectiveness	4 (33.3)	0	1 (8.3)
Urinary incontinence	0	1 (8.3)	1 (8.3)
Emesis	0	2 (16.7)	0
Head tremor	0	0	1 (8.3)
Inappropriate urination	0	1 (8.3)	0
Ataxia	0	0	1 (8.3)
Mydriasis	0	0	1 (8.3)
Anxiety disorder	0	0	1 (8.3)
Tachypnea	1 (8.3)	0	0
Lethargy	1 (8.3)	0	0
Tachycardia	1 (8.3)	0	0

To report suspected adverse events, for technical assistance or to obtain a copy of the SDS call 1-888-963-8471.

For additional information about adverse drug experience reporting for animal drugs, contact FDA at 1-888-FDA-VETS or online at <http://www.fda.gov/AnimalVeterinary/SafetyHealth>

CLINICAL PHARMACOLOGY:

Dexmedetomidine is a potent and selective alpha-2 adrenoceptor agonist that inhibits the release of noradrenaline from noradrenergic neurons. A reduction of heart rate may occur. In a clinical safety study the mean heart rate dropped from 127 bpm to 98 bpm for dogs treated with the dexmedetomidine gel.

Oral bioavailability of dexmedetomidine is poor due to extensive first-pass metabolism. No measurable concentrations were found after gastro-intestinal tubing of dexmedetomidine to dogs. When administered via the oral mucosa, enhanced bioavailability is observed as a result of absorption in the oral cavity and the avoidance of first-pass metabolism in the liver.

The maximum concentration of dexmedetomidine occurs at about 0.6 hours after both IM and oromucosal administration in dogs. In a pharmacokinetic study in dogs, the oromucosal mean bioavailability of dexmedetomidine was 28%. The apparent volume of distribution of the drug is 0.9 L/kg. In the canine circulation, dexmedetomidine is largely bound to plasma proteins (93%).

Dexmedetomidine is eliminated by biotransformation mainly in the liver with a half-life ranging from 0.5 to 0.7 hours after intravenous (IV) administration and 0.5 to 3 hours after oromucosal administration in dogs. Metabolism accounts for more than 98% of the elimination. Known metabolites show no or negligible activity. Metabolites are excreted mainly in the urine with a minor fraction found in the feces.

ANIMAL SAFETY:

Canine safety study with dexmedetomidine hydrochloride injectable

In a laboratory study of dexmedetomidine hydrochloride injection, doses of 375, 1125 and 1875 mcg/m² were administered once daily IV or doses of 500, 1500 and 2500 mcg/m² [low, mid, and high doses, respectively] were administered once daily IM on three consecutive days.

Dexmedetomidine-induced sedation occurred on each dosing day at all dose levels from 2 to 8 hours post-dosing. The duration of sedation increased with the dosage level. A decreased respiratory rate was observed in all groups on each day, but returned to normal within 4 hours in the low IV and IM groups and within 8 hours in the mid and high IV and IM groups. A decreased rectal temperature was observed in all groups on each day. In the low IV and IM groups, the rectal temperature returned to normal or near normal within 4 hours and in the mid and high IV and IM groups within 8 hours. A decreased heart rate was observed in all groups on each day, with greater decreases in the IV dosing groups. In the low groups, the duration of decrease was 2 hours with the values returning to normal 4 hours after dosing. In the mid groups, the duration of decrease was 4 hours with the values returning to normal 8 hours after dosing. In the high IV dose group, the values also returned to normal at 8 hours after dosing. However, in the high IM group, the values were still slightly depressed at 8 hours after dosing; the values returned to normal by 24 hours after dosing. On electrocardiography, QT time was prolonged in all groups due to decreased heart rate. In the low and mid IM groups, one case each of second degree A-V-block was observed. In the high IM group, one dog had first and second degree A-V block.

In the mid IV group, two dogs had second degree A-V block and one dog had first and second degree A-V block. In the mid and high IM groups, one dog each had elevated alanine aminotransferase (ALT) values. In the high IV group, two dogs had elevated ALT values.

Dexmedetomidine was well tolerated in the study even at the high doses, and adverse effects on physiology were related to the pharmacology of the drug. There were no toxicological effects on body weight, clinical variables, gross or microscopic pathology.

EFFECTIVENESS:

SILEO was evaluated in a European randomized multi-center, double-blind, vehicle-controlled field study. Effectiveness was evaluated in client-owned dogs, ranging in age between 2 and 17 years, and in body weight between 4 and 67 kg. A total of 187

dogs were randomized, 144 of which were evaluated for effectiveness: 71 dogs received 125 mcg/m² of dexmedetomidine oromucosal and 73 dogs received the vehicle control gel up to 5 times as needed with a minimum interval of 2 hours between doses. All dogs had in previous years suffered from acute fear and/or anxiety due to fireworks.

The first dose was given on New Year's Eve before or as soon as the dog showed the first signs of becoming anxious and/or fearful due to fireworks. Re-dosing could be performed as soon as the dog again demonstrated noise aversion behaviors, but at least 2 hours after the previous dose to allow time to assess observable effects of treatment and to avoid potential cumulative effects of dexmedetomidine.

For the first co-primary endpoint, the proportion of dogs with owner-assessed good or excellent treatment effect was higher in dogs treated with dexmedetomidine oromucosal gel (53/71 dogs) than in those administered control (24/73 dogs). The proportion of dogs with some, no, or worse effect was higher in dogs administered control (49/73 dogs) than in those treated with dexmedetomidine (18/71 dogs). Refer to Table 4. below.

Table 4. Owner assessment of treatment effect/score by treatment group

Treatment effect	Dexmedetomidine	Control	Total
	N=71	N=73	N=144
	n(%)	n(%)	n(%)
1 Excellent effect	12 (16.9)	8 (11)	20 (13.9)
2 Good effect	41 (57.7)	16 (21.9)	57 (39.6)
3 Some effect	7 (9.9)	14 (19.1)	21 (14.6)
4 No effect	8 (11.2)	32 (43.8)	40 (27.7)
5 Worse	3 (4.2)	3 (4)	6 (4.2)

There was a statistically significant difference ($p < 0.0001$) between dexmedetomidine and control in favor of dexmedetomidine. The odds ratio was 5.5876, with 95% confidence interval (2.7635, 11.2976).

For the second co-primary variable, the mean sum of behavior scores over the treatment period was significantly different between dexmedetomidine and control ($p = 0.0069$). Behavior scores consisted of a cumulative score using a number of outward signs of noise aversion in dogs such as panting, trembling, vocalizing, and seeking people. The mean score was lower (better) for the dexmedetomidine oromucosal gel treated group than for the control group (LSMeans: 4.9661, 7.2456 respectively). Refer to Table 5 below.

Table 5. Mean behavioral sum scores by treatment and time point

Dosing Time Point	Dexmedetomidine	Control
	Sum of Behavior Scores (mean/number of animals)	
Screening	18.75/71	19.01/73
Prior to dose 1	5.04/71	4.96/73
1 hour post-dose 1	3.75/68	4.72/71
Prior to dose 2	7.93/68	9.11/70
1 hour post-dose 2	4.21/52	9.1/60
Prior to dose 3	8.26/38	17.5/44
1 hour post-dose 3	6.35/34	11.0/39
Prior to dose 4	6.92/12	12.95/21
1 hour post-dose 4	5.42/12	12.7/21

Of the different types of behaviors, dogs treated with dexmedetomidine oromucosal gel displayed less panting, trembling and trying to hide than those treated with the control gel.

HOW SUPPLIED:

SILEO is packaged in HDPE dosing syringe enabling doses from 0.25 to 3 ml. The syringe is fitted with plunger, dosing ring and end cap. Each syringe is further packed into a carton with a label and a leaflet.

Package sizes: (1 syringe per carton) 1 x 3 ml, 3 x 3 ml, 5 x 3 ml, 10 x 3 ml, 20 x 3 ml.

Not all package sizes may be marketed.

STORAGE INFORMATION:

Store unopened and opened syringes in the original package at controlled room temperature 20-25°C (68-77°F) with excursions permitted to 15-30°C (59-86°F). Use syringe contents within 2 weeks after opening the syringe.

SILEO® is a trademark of Orion Corporation.

Mfd by:



Orion Corporation
Turku, Finland

Dist by:



Zoetis Inc.
Kalamazoo, MI 49007

Made in Finland

Revised: April, 2016

